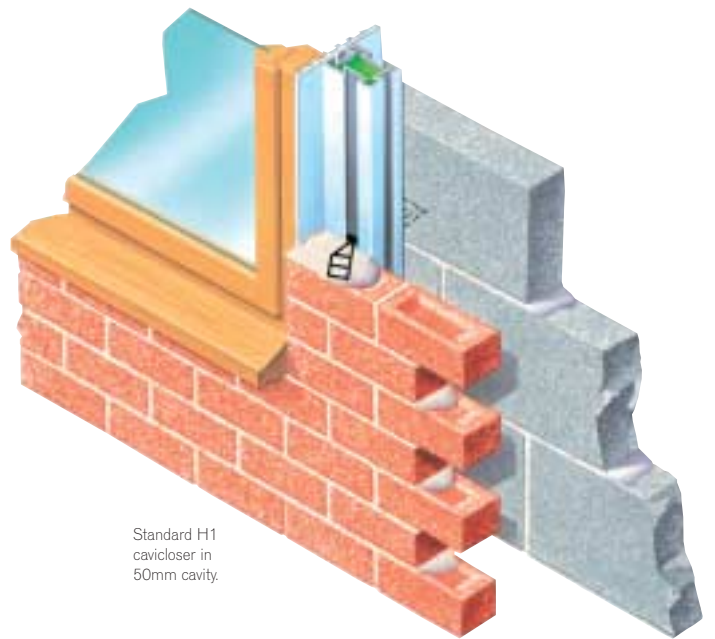


Type H Cavicloser

universal cavity closer, insulator and damp-proof course

- Closes cavity and accommodates a range of cavity widths
- Acts as a DPC
- Insulates and introduces a thermal zone
- Permits choice of frame position
- Frame fixing when work proceeds or at later date
- Integral Fins



Standard H1 cavicloser in 50mm cavity.

problem

How to close cavity wall. Insulate cavity reveal. Satisfy DPC requirements and introduce positive frame fixing.

introduction

The Type H cavicloser is the first specifically designed universal cavicloser. It permits openings in cavity walls to be quickly closed in a uniform, standardised manner.

The Type H cavicloser is universal as its unique two-part design permits permutations to accommodate different sized cavities and different frame positions. The Type H benefits the contractor in terms of speed, regulation compliance, versatility and quality of build.

solution

The Type H cavicloser consists of two parts, the main quadrature section and the face plate. The quadrature section is rectangular in shape and moulded with channels which are multi-functional. These channels are shaped to receive the off-set linking portion of the face plate. The two parts are readily united to create numerous closer shapes. The thermal

filling within the Type H quadrature section can provide an aggregate U value in typical construction which can meet the new part L target U value of 0.35 for England and Wales and 0.30 for Scotland, with appropriate insulation and masonry construction and the frame position optimised.

Thus, the Type H provides thermal zone to the reveal. Regulation compliance and levels of insulation comfort can be achieved automatically. The Type H permits conventional wall ties to be used throughout the cavity walls up to the reveal closer. The actual closer then has its own anchoring ties.

building-in

The Type H cavicloser can be built-in as work proceeds and the frames introduced at a later date. Alternatively, the faceplate can be secured to the edge of a frame and the quadrature attached, permitting the entire assembly to be built-in in one operation. In all instances direct fix frame to masonry. Instructions accompany all supplies.

tying-in

Type H ties promote positive

anchoring at 225mm centres. Each tie aids mortar infill integrity. In addition, each tie is off-set, so it may be appropriately positioned to promote positive anchoring.

non-standard window positions

Because the faceplate connection jaw is off-set, the installer may use this to advantage to cater for unusual frame positions. Thus the faceplate may be predominantly forward of the cavity, or alternatively vice versa.

The profiled faceplate incorporates angled fins, which introduce a recessed anticapil arrangement between frame and closer.

At all times the frame position must comply with Building Regulations and thermal guidelines requiring the frame to overlap the cavity being closed by not less than 30mm.

The Type H may be used to close the reveal opening vertically and also horizontally at sill level. In addition (pending the lintel detail), the Type H may be used to close

and insulate the head.

sizes

Available in two sizes.
H1 (50mm x 75mm). Face closer 125mm overall. Suitable for cavities of 50mm or 75mm.
H2 (65mm x 95mm). Face closer 150mm overall. Suitable for cavities of 75mm or 100mm.
Both models available in lengths of 2.1m and 3.0m. Lengths of 3.6m available by special order.

material

PVCU compound. Polystyrene (Inskorfoam) sampled typical analysis 0.035 W/mK.

important

Closers aid thermal efficiency and compliance of regulation requirements dependent on all associated and adjacent work being constructed to the most beneficial design using materials that promote optimum thermal performance with frames being positioned to provide the maximum thermal efficiency in accordance with best practice dimensions and legislation. Always determine suitability.



Type H Cavicloser

universal cavity closer, insulator
and damp-proof course

- Closes cavity and accommodates a range of cavity widths
- Acts as a DPC
- Insulates and introduces a thermal zone
- Permits choice of frame position
- Frame fixing when work proceeds or at later date
- Integral Fins

colour

Contract white.

bill of quantity wording

Type H universal cavicloser

Lock together the two-part closer to accommodate the desired cavity width and frame fixing position. Fit dyadic ties at 225mm centres when raising masonry. Total run in metres = Total ties =

ordering/regulations

See inside back cover for details.

related products and applications

See all other closers within this section. When installed, frames may be pointed using silicon caulking. See Siliconbond.



The face closer and quadrate section may be locked together in different combinations. The following common combinations are the most popular, and cater for most requirements. They all accommodate not only a range of cavity sizes, but also a range of frame positions.

1 This combination caters for cavity width of 50mm. It also permits the window/door frame to be placed in many positions.

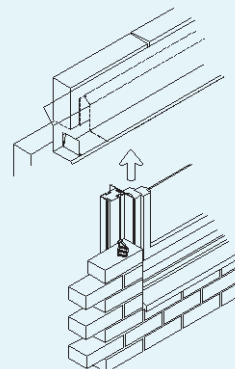
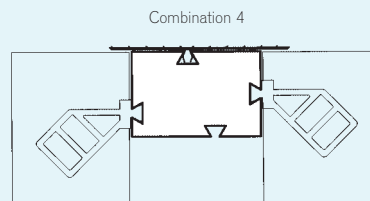
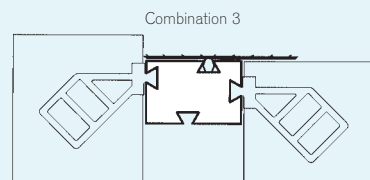
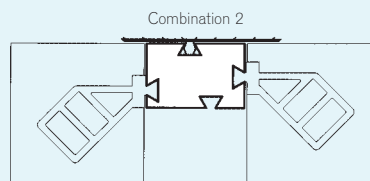
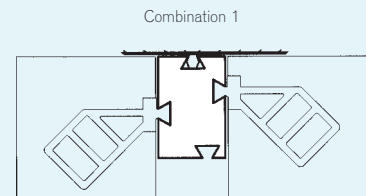
2 This is the second standard combination which accommodates cavities of 75mm. The flush level reveal detail permits numerous frame positions, whilst benefiting the anticapil principle.

3 This is a checked reveal 75mm cavity. (Other cavity dimension possible.)

4 H2 in 100mm cavity.

The Type H closer finishes against the underside of the lintel. There is also the option of placing closer horizontally as shown at sill level.

The closer acts as a DPC and insulator and structurally closes the reveal. Internally the establishment of a defined insulating medium to the reveal minimises the risk of cold bridging and deterioration through dampness and condensation. Externally the appearance is conventional.



designers' comments

In investigating the use of the closers, architects and builders commented upon the convenience of the conventionally closed reveal using masonry, as it positions to be accommodated (no projections into the reveal). The Type H format provides the equivalent of a clear/flush reveal, with the advantages of an anticapil frame/closer relationship. Coupled with the thermal zone which has been developed to provide enhanced insulation around the opening, plus the DPC compliance, the Type H cavicloser embraces all the qualities demanded. The other practical consideration is the need for the merchant and contractor to stock or purchase just one style of cavicloser. When calculating a U value this product may be taken as part of the wall. Dry-lining to door reveals is recommended and the plasterboard should run in front of the faceplate. If rendering and setting window reveals, ensure dimension and continuation of finish is appropriate to promote bonding and solidity.

